



Feeder Management – Nursery short trough




Inadequate flow.
Look for clean and shiny feeders



Adequate flow
food on any ledge and no more than 15% of trough lightly covered with the feed.



Excess flow
Food that is too easy is more likely to be wasted, soiled or become powder



Wasted food
Food is about 60% of the cost of producing pig meat. It is vital that no food is wasted. Note the feed under the slats.